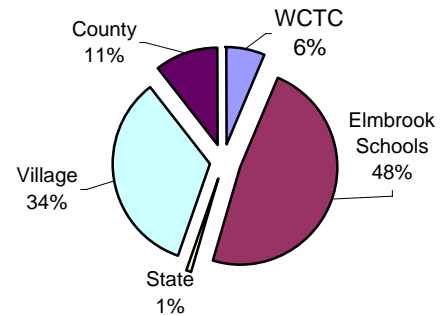


Village of Elm Grove 2006 Tax Levy

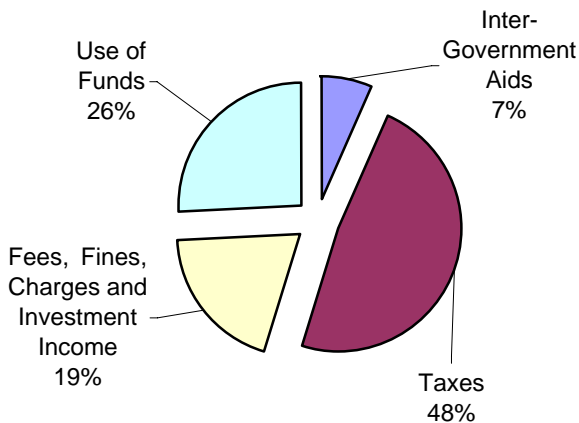
2006 Tax Allocations	Total Levy	Percent	2006 \$ Per \$1,000
Elmbrook Schools	8,808,132	47.87%	8.1348
WCTC	1,186,321	6.45%	1.0956
State	187,953	1.02%	0.1736
County	1,958,541	10.64%	1.8088
Village	6,258,159	34.01%	5.7797
Total Taxes	18,399,106	100.00%	16.9926
Total Assessed Value	1,082,773,722		

Village of Elm Grove- Tax Bill Allocation

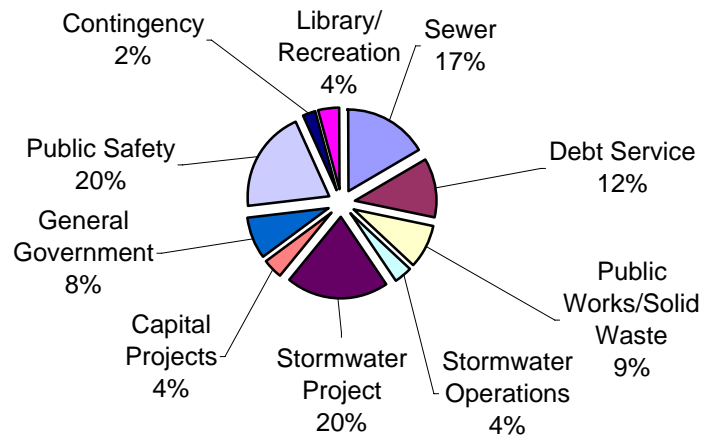


Village of Elm Grove 2007 Budget

2007 Revenue Sources



2007 Expenditures



Sample Property Tax Bill Comparison on Average Single Family Residence

Taxing Jurisdiction	2005 Net Rate	2005 Tax	2006 Net Rate	2006 Tax
	2005 Average Value-\$415,000		2006 Average Value \$440,000	
Elmbrook Schools	8.25	\$ 3,423.75	8.1348	\$ 3,579.31
WCTC	1.1518	\$ 478.00	1.0956	\$ 482.08
State of Wisconsin	0.1845	\$ 76.57	0.1736	\$ 76.38
Waukesha County	1.931	\$ 801.37	1.8088	\$ 795.88
Village of Elm Grove	6.0313	\$ 2,502.99	5.7797	\$ 2,543.09
Total	17.55	\$ 7,282.67	16.99	\$ 7,476.73
Net Property Taxes		\$ 7,282.67		\$ 7,476.73
Sewer User Fee		244.55		245.43
Waste/Recycling Fee		178.00		183.78
Stormwater Utility Fee		79.00		91.00
Lottery Credit		-90.38		-112.38
Total Due		\$ 7,693.84		\$ 7,884.56