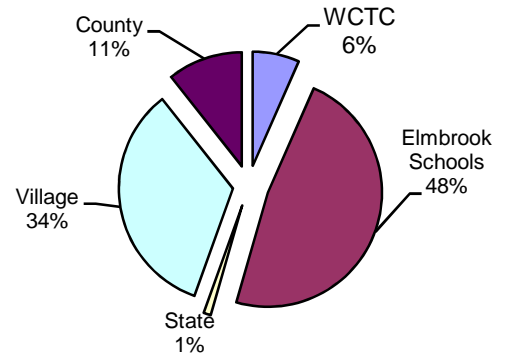


Village of Elm Grove 2008 Tax Levy

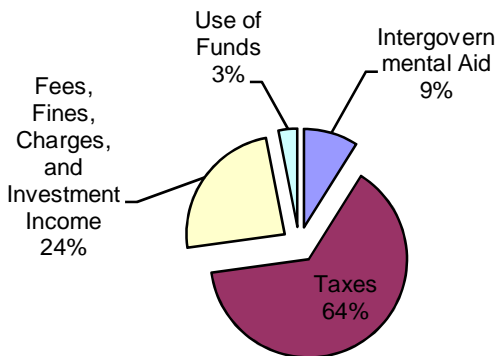
2008 Tax Allocations	Total Levy	Percent	2008 \$ Per \$1,000
Elmbrook Schools	9,146,305	47.88%	\$8.25
WCTC	1,259,018	6.59%	\$1.14
State	193,212	1.01%	\$0.17
County	2,035,667	10.66%	\$1.84
Village	6,468,979	33.86%	\$5.84
Total Taxes	19,103,180	100.00%	\$17.24
Total Assessed Value	<u>1,108,117,800</u>		

Village of Elm Grove- Tax Bill Allocation

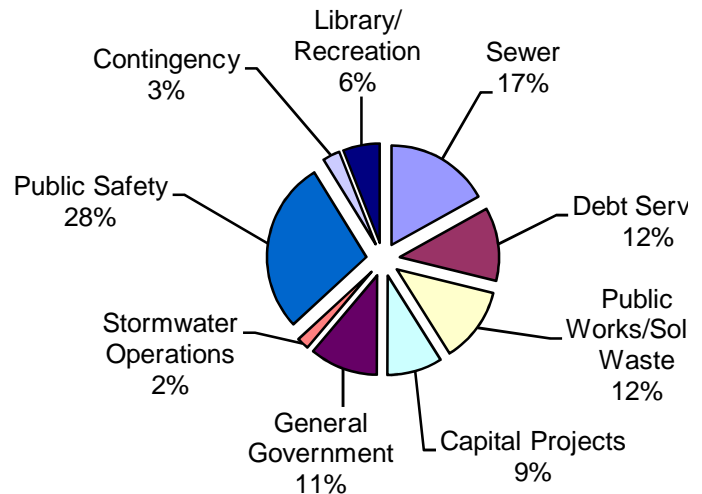


Village of Elm Grove 2009 Budget

2009 Revenue Sources



2009 Expenditures



Sample Property Tax Bill Comparison on Average Single Family Residence

Taxing Jurisdiction	2007 Net Rate	2007 Tax	2008 Net Rate	2008 Tax
	2007 Average Value \$450,000		2008 Average Value \$445,000	
Elmbrook Schools	7.9303	\$ 3,568.64	8.2539	\$ 3,672.99
WCTC	1.1031	\$ 496.41	1.1367	\$ 505.82
State of Wisconsin	0.1724	\$ 77.58	0.1749	\$ 77.81
Waukesha County	1.7998	\$ 809.93	1.8375	\$ 817.71
Village of Elm Grove	5.7533	\$ 2,589.01	5.8383	\$ 2,598.05

Total	16.7590	\$ 7,541.57	17.2413	\$ 7,672.38
Net Property Taxes		\$ 7,541.57		\$ 7,672.38
Sewer User Fee		250.36		259.50
Waste/Recycling Fee		191.32		109.00
Stormwater Utility Fee		99.00		200.32
Lottery Credit		(95.11)		(87.93)
First Dollar credit (new in 2008)				(38.10)
Total Due		<u>\$ 7,987.14</u>		<u>\$ 8,115.17</u>

rice

orks/Solid