LIGHT FIXTURE TYPE: WP1

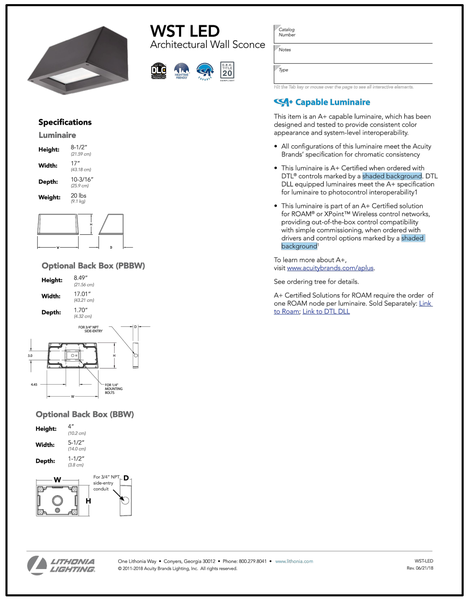

WST LED
Architectural Wall Sconce

Catalog Number
Notes
Type

Hit the Tab key or mouse over the page to see all interactive elements.

Specifications
Luminaire

Height: 8-1/2" (21.59 cm)
Width: 17" (43.18 cm)
Depth: 10-3/16" (25.9 cm)
Weight: 20 lbs (9.1 kg)

Optional Back Box (PBBW)
Height: 8.49" (21.56 cm)
Width: 17.01" (43.21 cm)
Depth: 1.70" (4.32 cm)

Optional Back Box (BBW)
Height: 4" (10.2 cm)
Width: 5-1/2" (14.0 cm)
Depth: 1-1/2" (3.8 cm)

A+ Capable Luminaire
This item is an A+ capable luminaire, which has been designed and tested to provide consistent color appearance and system-level interoperability.
- All configurations of this luminaire meet the Acuity Brands' specification for chromatic consistency
- This luminaire is A+ Certified when ordered with DTL® controls marked by a shaded background. DTL DLL equipped luminaires meet the A+ specification for luminaire to photocontrol interoperability1
- This luminaire is part of an A+ Certified solution for ROAM® or XPoint™ Wireless control networks, providing out-of-the-box control compatibility with simple commissioning, when ordered with drivers and control options marked by a shaded background2

To learn more about A+, visit www.acuitybrands.com/aplus.

See ordering tree for details.

A+ Certified Solutions for ROAM require the order of one ROAM node per luminaire. Sold Separately: Link to Roam; Link to DTL DLL

LITHONIA LIGHTING. One Lithonia Way • Conyers, Georgia 30012 • Phone: 800.279.8041 • www.lithonia.com
© 2011-2018 Acuity Brands Lighting, Inc. All rights reserved.
WST LED
Rev. 06/21/18

LIGHT FIXTURE TYPE: L12 & L14



D-Series Size 2
LED Area Luminaire

Catalog Number
Notes
Type

Hit the Tab key or mouse over the page to see all interactive elements.

Specifications
EPA: 1.1 ft² (0.10 m²)
Length: 40" (101.6 cm)
Width: 15" (38.1 cm)
Height: 7-1/4" (18.4 cm)
Weight (max): 36 lbs (16.3 kg)

A+ Capable Luminaire
This item is an A+ capable luminaire, which has been designed and tested to provide consistent color appearance and system-level interoperability.
- All configurations of this luminaire meet the Acuity Brands' specification for chromatic consistency
- This luminaire is A+ Certified when ordered with DTL® controls marked by a shaded background. DTL DLL equipped luminaires meet the A+ specification for luminaire to photocontrol interoperability1
- This luminaire is part of an A+ Certified solution for ROAM® or XPoint™ Wireless control networks, providing out-of-the-box control compatibility with simple commissioning, when ordered with drivers and control options marked by a shaded background2

To learn more about A+, visit www.acuitybrands.com/aplus.
1. See ordering tree for details.
2. A+ Certified Solutions for ROAM require the order of one ROAM node per luminaire. Sold Separately: Link to Roam; Link to DTL DLL

A+ Capable options indicated by this color background.

Ordering Information
EXAMPLE: DSX2 LED P7 T3M MVOLT SPA DDBXD

DSX2 LED

Series	LEDs	Color temperature	Distribution	Voltage	Mounting
DSX2 LED	**Forward optics** P1 P5 P2 P6 P3 P7 P4 P8 **Rotated optics**[1] P10 P13 P11 P14 P12	30K 3000 K 40K 4000 K 50K 5000 K AMBPC Amber phosphor converted[2]	T1S Type I Short T2S Type II Short T2M Type II Medium T3S Type III Short T3M Type III Medium T4M Type IV Medium T5FTM Forward Throw Medium T5VS Type V Very Short T5S Type V Short T5M Type V Medium T5W Type V Wide BLC Backlight control[3] LCCO Left corner cutoff[3] RCCO Right corner cutoff[3]	MVOLT[4,5] 120[6] 208[7,8] 240[7,8] 277[6] 347[7,8] 480[7,8,9]	**Shipped included** SPA Square pole mounting RPA Round pole mounting WBA Wall bracket SPUMBA Square pole universal mounting adaptor[10] RPUMBA Round pole universal mounting adaptor[10] **Shipped separately** KMA8 DDBXD U Mast arm mounting bracket adaptor (specify finish)[11]

Control options			Driver options	Finish (required)
Shipped installed NLTAIR2 nLight AIR generation 2 enabled[12] PER NEMA twist-lock receptacle only (no controls)[13] PER5 Five-wire receptacle only (no controls)[13,14] PER7 Seven-wire receptacle only (no controls)[13,15] DMG 0-10V dimming extend out back of housing for external control (no controls) DS Dual switching[16] PIR Bi-level, motion/ambient sensor, 15-30' mounting height, ambient sensor enable at 5fc[17,18] PIRHN Network, Bi-level motion/ambient sensor[18,19] PIR1FC3V Bi-level, motion sensor, 15'-30' mounting height, ambient sensor enabled at 3fc[17,18] PIR3FC3V Bi-level, motion/ambient sensor, 15-30' mounting height, ambient sensor enabled at 3fc[17,18] BL30 Bi-level switched dimming, 30%[17,18,19] BL50 Bi-level switched dimming, 50%[17,18,19] PNMTD2S Part night, dim till dawn[18,19] PNMTD3S Part night, dim 3 hrs[18,19] PNMTD4S Part night, dim 4 hrs[18,19] PNMTD6S Part night, dim 7 hrs[18,19] FAO Field Adjustable Output[20]	**Shipped installed** HS House-side shield[19] SF Single fuse (120, 277, 347V)[7] DF Double fuse (208, 240, 480V)[7] LWR Left reversed optics[1] RWR Right reversed optics[1] **Shipped separately** BS Bird spikes[21] ESS External glare shield[21]	DDBXD Dark bronze DBLBXD Black DNAXD Natural aluminum DWHXD White DSSTXD Sandstone DDBTXD Textured dark bronze DBLBTXD Textured black DNATXD Textured natural aluminum DWHGXD Textured white DSSTXD Textured sandstone

LITHONIA LIGHTING. One Lithonia Way • Conyers, Georgia 30012 • Phone: 800.279.8041 • www.lithonia.com
© 2011-2018 Acuity Brands Lighting, Inc. All rights reserved.
DSX2 LED
Rev. 02/21/19
Page 1 of 7

LIGHT FIXTURE TYPE: WP1

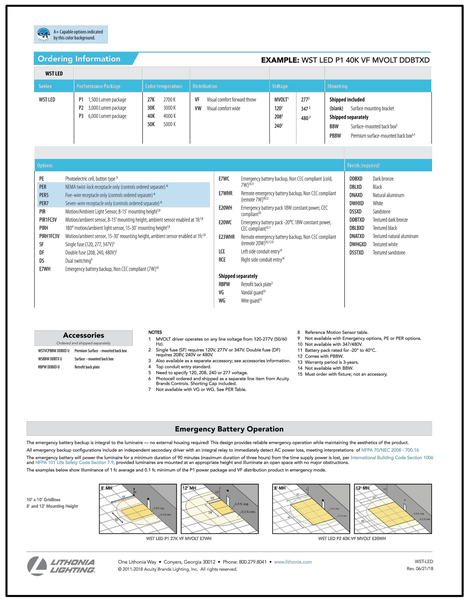

A+ Capable options indicated by this color background.

Ordering Information
EXAMPLE: WST LED P1 40K VF MVOLT DDBTXD

WST LED

Series	Performance Package	Color temperature	Distribution	Voltage	Mounting
WST LED	P1 1,500 Lumen package P2 3,000 Lumen package P3 6,000 Lumen package	27K 2700 K 30K 3000 K 40K 4000 K 50K 5000 K	VF Visual comfort forward throw VW Visual comfort wide	MVOLT[1] 120[2] 208[2] 240[2]	277[2] 347[2] 480[2] **Shipped included** SRA(AA) Surface mounting bracket **Shipped separately** BBW Surface-mounted back box[3] PBBW Premium surface-mounted back box[3,4]

Options			Finish (required)
PE Photoelectric cell, button type[5] PER NEMA twist-lock receptacle only (controls ordered separately)[6] PER5 Five-wire receptacle only (controls ordered separately)[6] PER7 Seven-wire receptacle only (controls ordered separately)[6] PIR Motion/Ambient Light Sensor, 8-15' mounting height[7] PIR1FC3V Motion/ambient sensor, 8-15' mounting height, ambient sensor enabled at 3fc[7,8] PIRH 180° motion/ambient light sensor, 15-30' mounting height[7] PIRH1FC3V Motion/ambient sensor, 15-30' mounting height, ambient sensor enabled at 3fc[7,8] SF Single fuse (120, 277, 347V)[2] DF Double fuse (208, 240, 480V)[2] DS Dual switching[7] E7WH Emergency battery backup, Non CEC compliant (7W)[9] E7WC Emergency battery backup, Non CEC compliant (cold, 7W)[9,10] E7WHR Remote emergency battery backup, Non CEC compliant (remote 7W)[9,11] E20WH Emergency battery pack 18W constant power, CEC compliant[9] E20WC Emergency battery pack -20°C, 18W constant power, CEC compliant[9,10] E23WHR Remote emergency battery backup, Non CEC compliant (remote 20W)[9,11] LCL Left side conduit entry[4] RCL Right side conduit entry[4] **Shipped separately** RBPW Retrofit back plate[3] VG Vandal guard[12] WG Wire guard[12]	DDBXD Dark bronze DBLBXD Black DNAXD Natural aluminum DWHXD White DSSTXD Sandstone DDBTXD Textured dark bronze DBLBTXD Textured black DNATXD Textured natural aluminum DWHGXD Textured white DSSTXD Textured sandstone

Accessories
Ordered and shipped separately.
WSTA7BBW DDBXD Premium Surface - mounted back box
WSBBW DDBXD U Surface - mounted back box
RBPW DDBXD U Retrofit back plate

NOTES
1 MVOLT driver operates on any line voltage from 120-277V (50/60 Hz).
2 Single fuse (SF) requires 120V, 277V or 347V. Double fuse (DF) requires 208, 240 or 480V.
3 Also available as a separate accessory; see accessories information.
4 Top conduit entry standard.
5 Need to specify 120, 208, 240 or 277 voltage.
6 Photocell ordered and shipped as a separate line item from Acuity Brands Controls. Shorting Cap included.
7 Not available with VG or WG. See PER Table.
8 Reference Motion Sensor table.
9 Not available with Emergency options, PE or PER options.
10 Not available with 347/480V.
11 Battery pack rated for -20° to 40°C.
12 Not available with WG.
13 Warranty period is 3 years.
14 Not available with BBW.
15 Must order with fixture; not an accessory.

Emergency Battery Operation

The emergency battery backup is integral to the luminaire — no external housing required. This design provides reliable emergency operation while maintaining the aesthetics of the product.
All emergency backup configurations include an independent secondary driver with an integral relay to immediately detect AC power loss, meeting interpretations of NFPA 70/NEC 2008 - 700.16.
The emergency battery will power the luminaire for a minimum duration of 90 minutes (maximum duration of three hours) from the time supply power is lost, per International Building Code Section 1006 and NFPA 101 Life Safety Code Section 7.9. provided luminaires are mounted at an appropriate height and illuminate an open space with no major obstructions.
The examples below show illuminance at 1 fc average and 0.1 fc minimum of the P1 power package and VF distribution product in emergency mode.

10' x 10' Grid/Base
8' and 12' Mounting Height

LITHONIA LIGHTING. One Lithonia Way • Conyers, Georgia 30012 • Phone: 800.279.8041 • www.lithonia.com
© 2011-2018 Acuity Brands Lighting, Inc. All rights reserved.
WST LED
Rev. 06/21/18

Appendix 4

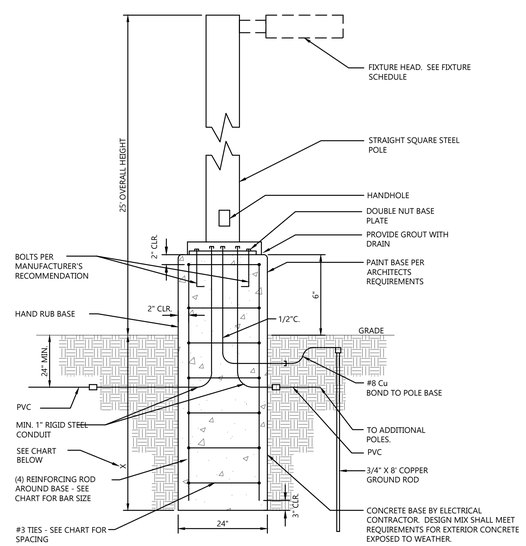

NOTES:
A DRILLED 2'-0" DIA. HOLE SHALL BE USED AS THE FORM FOR THE CONCRETE BASE IN UNDISTURBED EARTH, EXCLUDING FILL MATERIAL.

BACKFILL AROUND CONCRETE BASE WITH COMPACTED GRANULAR BACKFILL A MIN. OF 2'-0" IN ALL DIRECTIONS IN EXCAVATED AREAS OR IN EXISTING SOIL CONTAINING FILL OF OBJECTIONABLE MATERIAL.

DESIGN BASED ON IBC-2009: 100 MPH WIND SPEED, EXPOXURE C, 150 PSF/FT LATERAL SOIL PRESSURE, OCCUPANCY CATEGORY II, IMPORTANCE FACTOR 1.0.

POLE HEIGHT	X	REBAR SIZE	#3 TIE SPACING
10'-0" - 20'-0"	73" (INCHES)	#5	10"
21'-0" - 35'-0"	103" (INCHES)	#5	10"
36'-0" - 45'-0"	120" (INCHES)	#6	12"
46'-0" - 50'-0"	130" (INCHES)	#6	12"

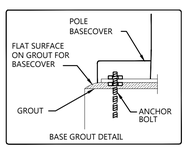

LIGHT POLE DETAIL
NO SCALE

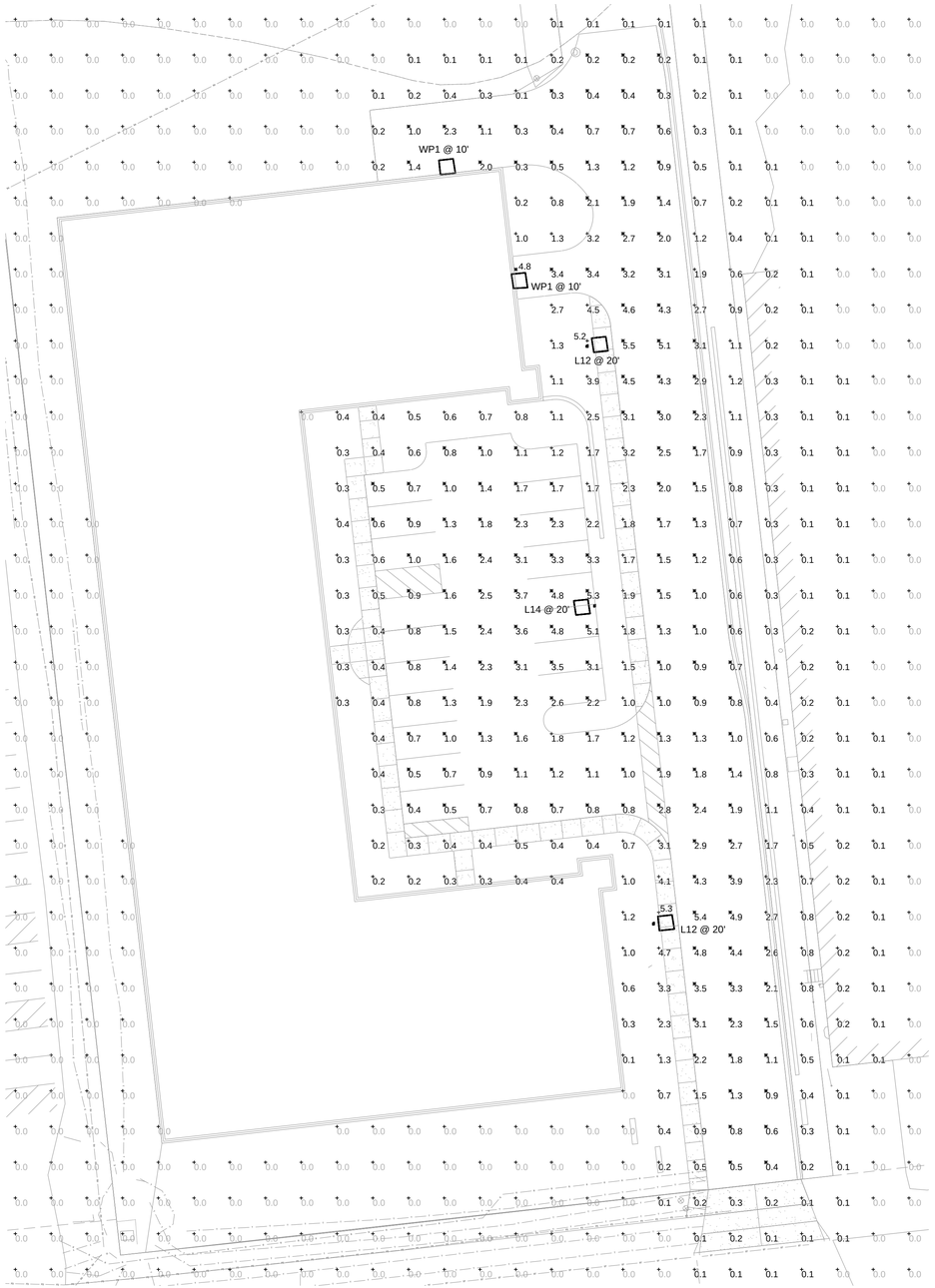

NORTH

SITE PLAN - PHOTOMETRIC
SCALE: 1" = 20'
20' 0 20' 40'

Statistics						
Description	Symbol	Avg	Max	Min	Avg/Min	Max/Min
Calc Zone #1	+	0.5 fc	6.4 fc	0.0 fc	N/A	N/A
PARKING	✕	1.9 fc	6.4 fc	0.2 fc	9.5:1	32.0:1

Schedule										
Symbol	Label	Quantity	Manufacturer	Catalog Number	Description	Lamp	Number Lamps	Lumens Per Lamp	Light Loss Factor	Wattage
	L12	2	Lithonia Lighting	DSX2 LED P1 40K T2M MVOLT HS	DSX2 LED P1 40K T2M MVOLT with houseside shield	LED	1	15497	0.9	140
	WP1	2	Lithonia Lighting	WST LED P1 40K VF MVOLT	WST LED, Performance package 1, 4000 K, visual comfort forward throw, MVOLT	LED	1	1639	0.9	12
	L14	1	Lithonia Lighting	DSX2 LED P1 40K T4M MVOLT	DSX2 LED P1 40K T4M MVOLT	LED	1	18551	0.9	140

EXCEL
ARCHITECTS • ENGINEERS • SURVEYORS
100 CAMELOT DRIVE
FOND DU LAC, WI 54935
PHONE: (920) 926-9800
WWW.EXCELENGINEER.COM

PROJECT INFORMATION
PROJECT NUMBER 1818280

PROPOSED DEVELOPMENT FOR:
ELM GROVE HEIGHTS
13040 W. BLUEMOUND ROAD • ELM GROVE, WI

PROFESSIONAL SEAL

PRELIMINARY DATES
DEC. 5, 2018
DEC. 13, 2018

NOT FOR CONSTRUCTION

SHEET INFORMATION
SITE PLAN - ELECTRICAL
SHEET NUMBER
PXP

2018 © EXCEL ENGINEERING, INC.